
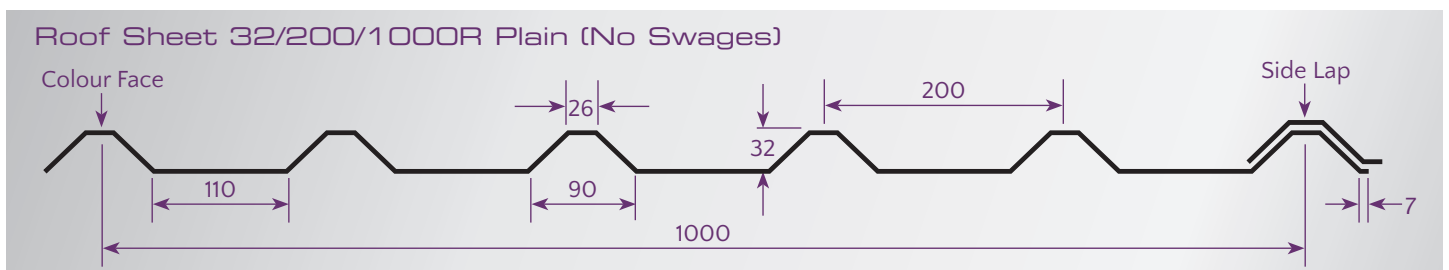


CAF 32/200/1000

When the building process requires the use of heavy duty cladding the CAF 32/200/1000 is the ideal solution, combining robust construction with an attractive appearance designed to augment the features of any contemporary architecture. It can be manufactured with or without swages.

The inherent strength and high impact resistance of this product also allow it to be utilised as a high performance liner tray or decking sheet, in particular it is ideal for use with certain standing seam systems.

PROFILES




FINISHES

The CAF 32/200/1000 profile is available in steel in various gauges, finishes and colours.

We are able to crimp curve this profile, either convex or concave down to a one metre radius. Maximum sheet length for curving is 6 metres.

The 32/200/1000 Plain (No Swages) profile is suitable for use with certain standing seam systems.

CAF 32/200/1000



FIRE RATING

CAF 32/200/1000 profiled sheets comply with BS476: Part 7 and Class O in accordance with current Building Regulations.

The CAF 32/200/1000 sheets may be incorporated into a “firewall” giving up to 4 hours protection in an “off the boundary” situation.

FIXING

Fixing should commence at the eaves of the roof slope or foot of a wall.

Each sheet should be fixed in every corrugation at the eaves, overlap and ridge and then in every other corrugation using 3 fasteners per sheet to purlin or rail. Side laps should be stitched at 450mm centres and both the side and end laps should be sealed with lap tape or bead depending on application. If the building is in exposed areas then additional fixings may be required.

Depending on which building regulations need to be achieved, alternative fixing methods may be required.

NOTES

- Deflection Limit - L/250
- Recommended roof pitch 6°

SAFE LOAD TABLES

Based on the European recommendations for the design of profiled sheeting.

SITUATION	NOMINAL THICKNESS	SPAN CONDITION	LOAD TYPE	ALLOWABLE LOAD IN kN/m ² FOR SPANS							
				1.00	1.25	1.50	1.75	2.00	2.25	2.50	2.75
STEEL TO BSEN 10147:2004 S220G275DZ											
ROOF	0.70mm	SINGLE	SUPER	6.61	3.39	1.96	1.23	0.83	0.58	0.42	0.32
			WIND UPLIFT	6.61	3.39	1.96	1.23	0.83	0.58	0.42	0.32
		DOUBLE	SUPER	8.27	5.29	3.68	2.70	1.99	1.40	1.02	0.77
			WIND UPLIFT	9.45	6.05	4.21	3.03	2.03	1.43	1.04	0.78
		SINGLE	SUPER	10.34	6.62	4.60	2.97	1.99	1.40	1.02	0.77
			WIND UPLIFT	11.82	7.57	4.81	3.03	2.03	1.43	1.04	0.78

caflimited
cladding and flashings

CAF Limited, Hale Trading Estate, Lower Church Lane,
Tipton, West Midlands, DY4 7PQ

TELEPHONE: 0121 557 1999 FAX: 0121 557 8611

info@caflimited.co.uk | www.caflimited.co.uk